



## Fund Fact Sheet

### MGF Aggressive Portfolio

October 2020



#### Fund Information

**Inception Date:** 01 July 2005  
**Fund Size:** R 16.0 billion

#### Fund Objective

This is an aggressive investment portfolio. More money is invested in equities (shares) and less in fixed income investments and property. A greater return can therefore be expected but at an equally higher risk. A member, however, who is a long way from retirement, can tolerate such higher risk, as there is enough time to recover possible losses and create wealth.

#### Benchmark

CPI+5%

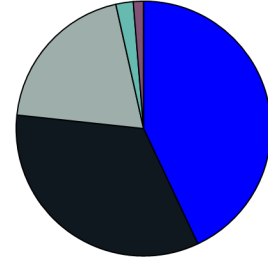
(Consumer Price Index +5%)

The current month's inflation number is an estimate.

#### Asset Manager Allocation

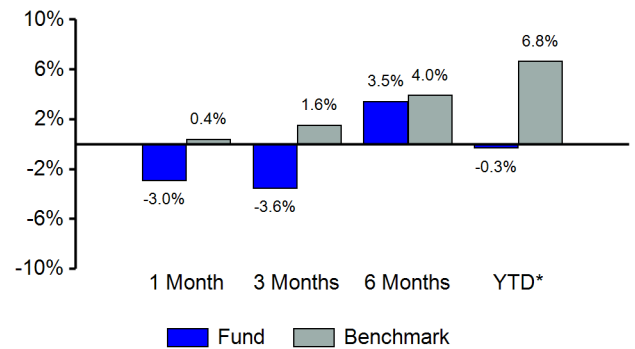
Asset Class	Manager	Exposure
Africa	Drakens, Sanlam	1.9%
Credit Funds	Futuregrowth	5.3%
Equity	ABAX, Allan Gray, Aluwani, Argon, FAIM, Fairtree	30.5%
Foreign Balanced	Allan Gray	4.1%
Foreign Equity	Coronation, Edge, Franklin, Hoskings, Morgan Stanley, Nedgroup (Veritas), Ninety One	23.9%
Foreign Fixed Income Absolute Return	Brandywine	2.0%
Foreign Property	Nedgroup (Resolution)	1.3%
Mezzanine Debt	Vantage	1.1%
Property	ABSA, Sesfikile	3.0%
Renewable Energy	Green X Renewable	2.4%
SA Bonds	Ninety One, Sanlam	11.6%
SA Cash	ABSA, Green X Renewable, Old Mutual, Vantage	1.6%
SA Hedge Funds	Edge	1.3%
SA Passive Equity	Satrix	10.0%

#### Asset Allocation



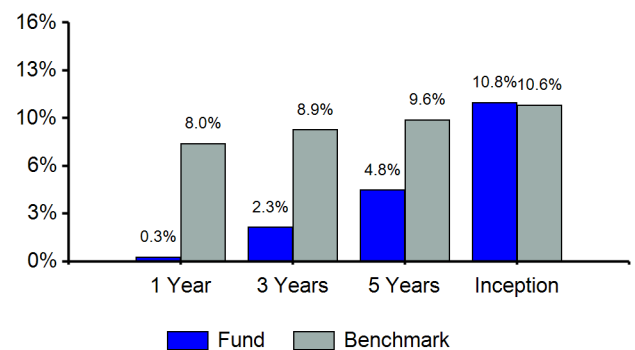
SA Equity, 43.0%    SA Cash, 2.2%  
 Foreign, 33.7%    Hedged, 1.3%  
 SA Bonds, 19.8%

#### Short-term Returns



\*Since January to Date

#### Long-term Returns



#### Contact Details

14 Bedfordview Office Park  
 3 Riley Road, Bedfordview, 2007  
 Private Bag X1190, Bedfordview, 2008  
 Tel 011 450 1224